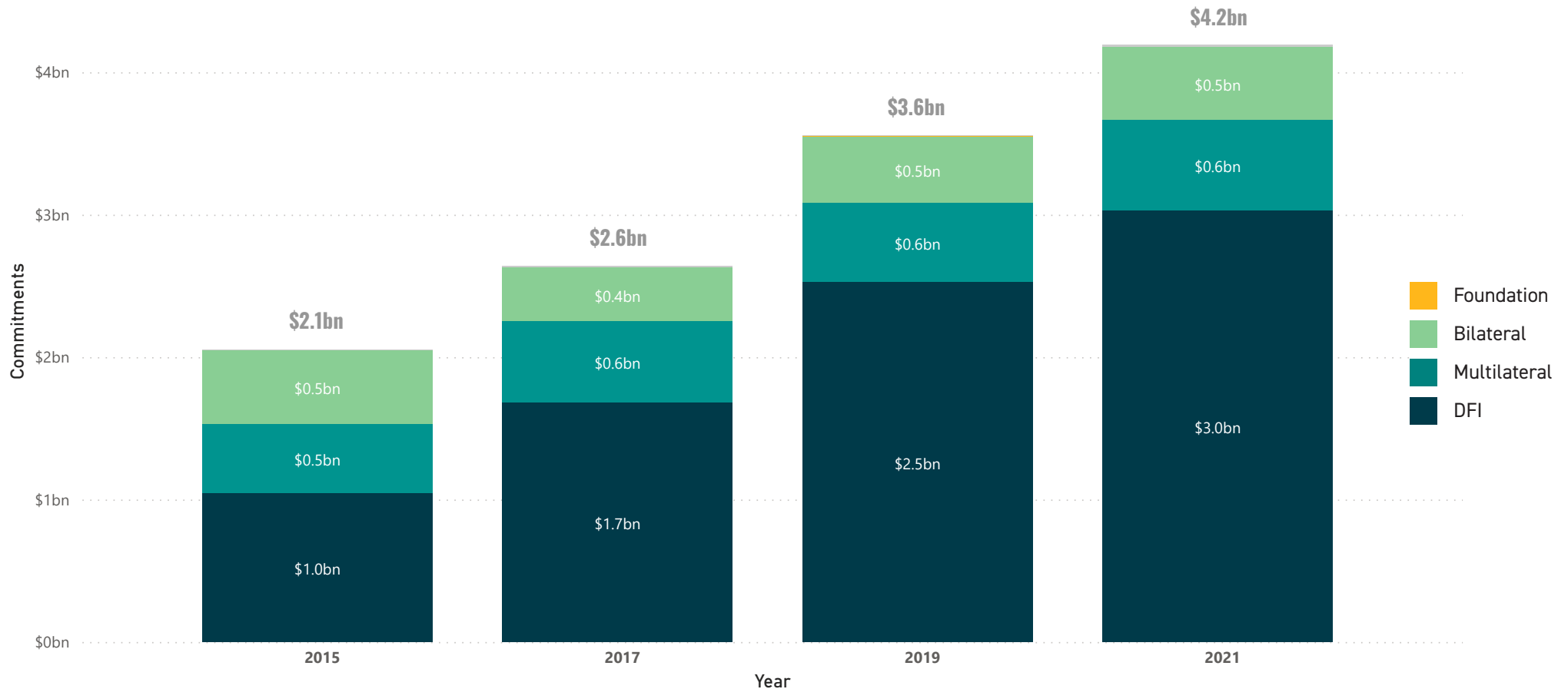


# How much international funding is going to support financial inclusion in MENA?

2021 CGAP Cross-Border Funder Survey

**REGIONAL SNAPSHOT**  
MIDDLE EAST AND NORTH AFRICA

## Trends in regional commitments (by funder subtype, 2015-2021)



**Source:** CGAP Cross-Border Funder Survey 2015-2021, n=31 funders

**Notes:** Data reflects project commitments converted to USD using end-of-year exchange rates. For further information, please refer to the Funder Survey methodology at [https://www.cgap.org/sites/default/files/2023-03/CGAP\\_Funder\\_Survey\\_2021\\_Methodology.pdf](https://www.cgap.org/sites/default/files/2023-03/CGAP_Funder_Survey_2021_Methodology.pdf).

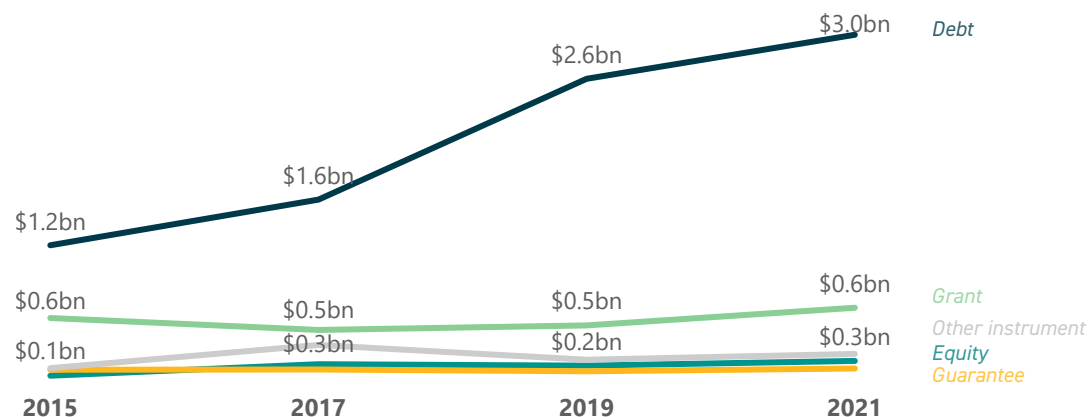
# How do international financial inclusion funders fund in MENA?

2021 CGAP Cross-Border Funder Survey

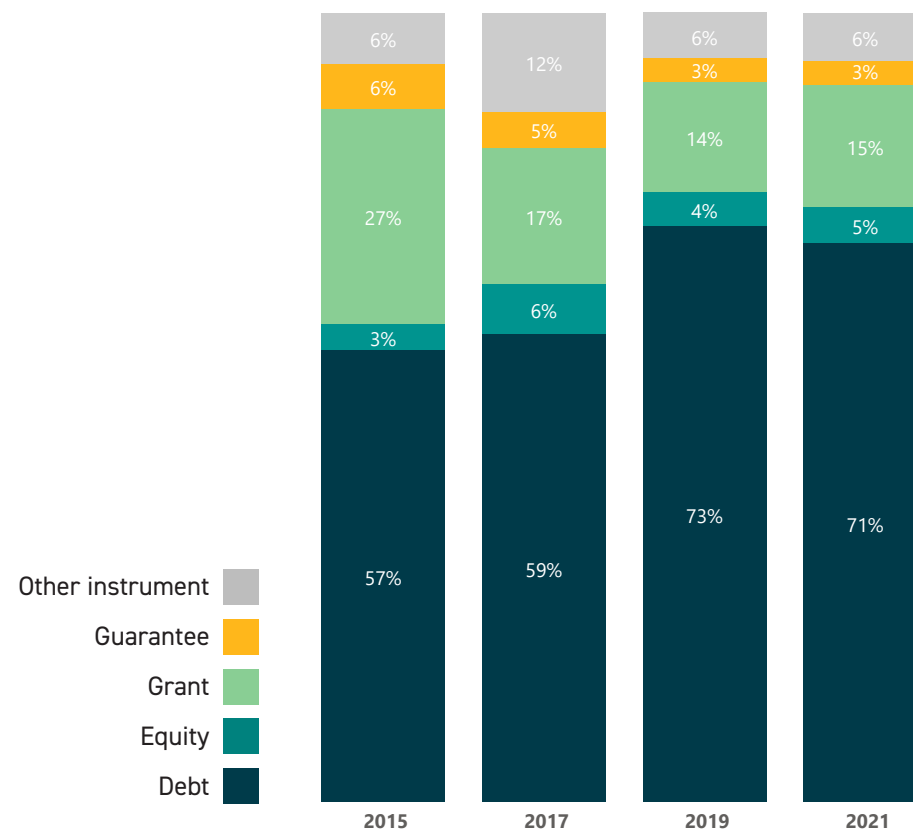
**REGIONAL SNAPSHOT**  
MIDDLE EAST AND NORTH AFRICA

## Financial inclusion funding instruments (2015-2021)

### Trends in commitments by instrument



### Funding composition by instrument



**Source:** CGAP Cross-Border Funder Survey 2015-2021, n=31 funders

**Notes:** Data reflects project commitments converted to USD using end-of-year exchange rates.  
Other = if none of the specified instruments apply or the instrument is undefined.

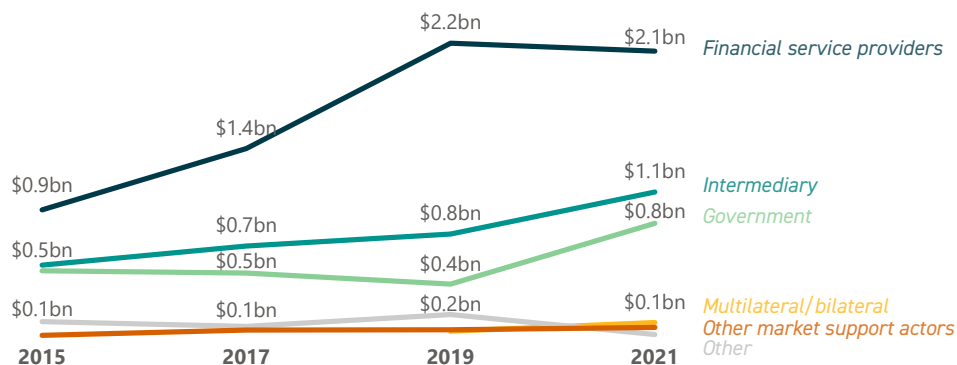
# Who do international financial inclusion funders fund in MENA?

2021 CGAP Cross-Border Funder Survey

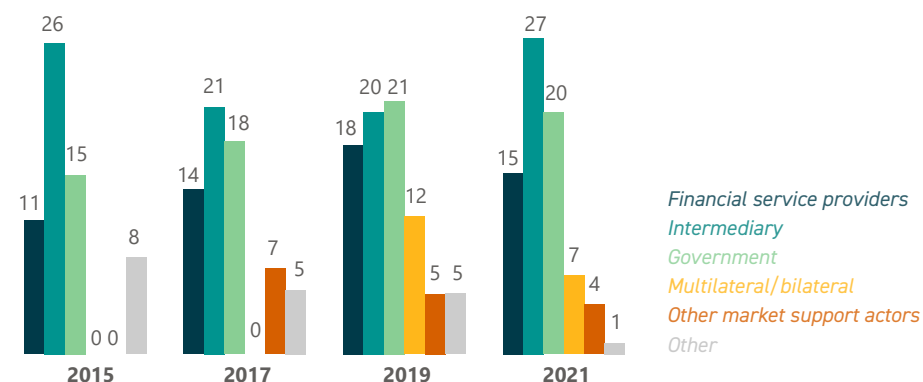
**REGIONAL SNAPSHOT**  
MIDDLE EAST AND NORTH AFRICA

## Financial inclusion funding recipients (2015-2021)

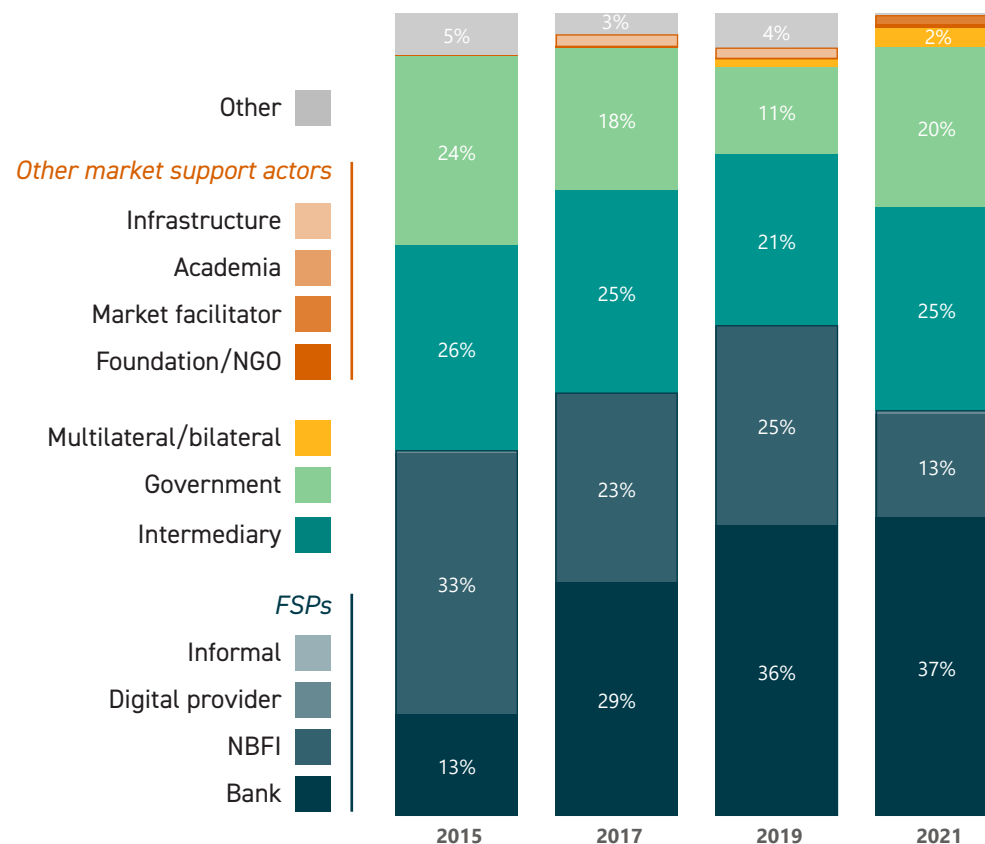
### Trends in commitments by recipient type



### Trends in average project size by recipient type (US\$ millions)



### Funding composition by recipient type



Source: CGAP Cross-Border Funder Survey 2015-2021, n=31 funders

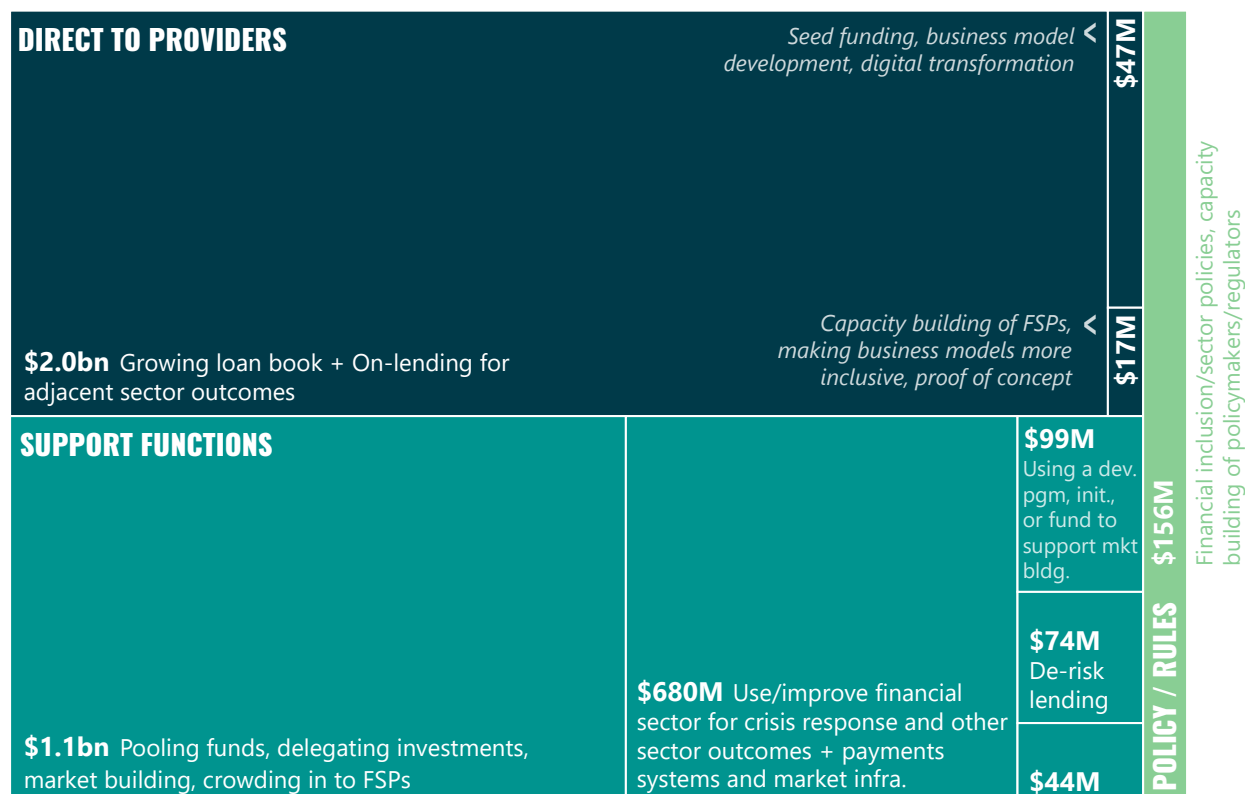
Notes: Data reflects project commitments converted to USD using end-of-year exchange rates. FSPs = Financial service providers; NBFI = Non-bank financial institution.

# What do international financial inclusion funders fund in MENA?

2021 CGAP Cross-Border Funder Survey

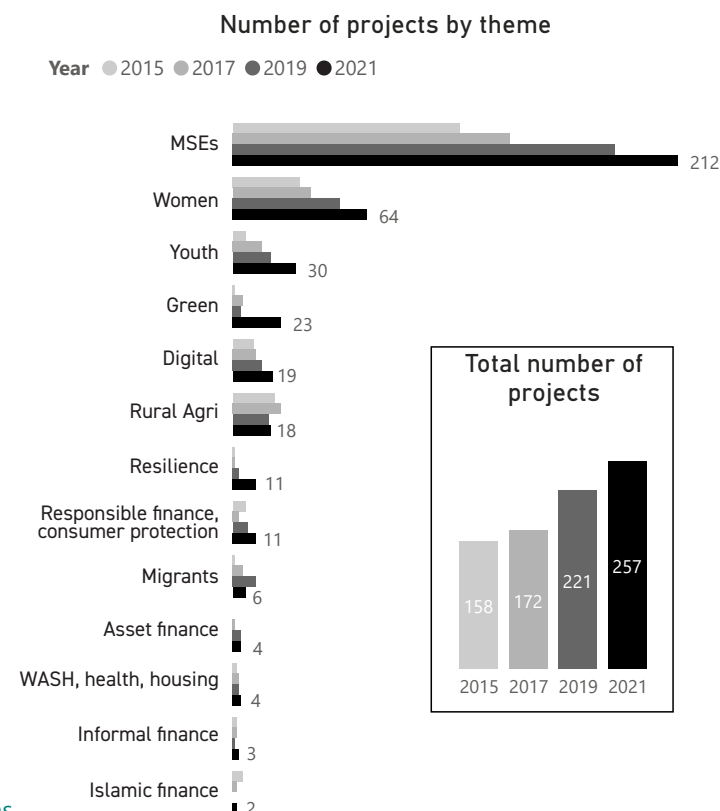
## REGIONAL SNAPSHOT MIDDLE EAST AND NORTH AFRICA

### Commitments by funding purpose (2021)



Market building, support functions (e.g., incubators, TA), public goods (e.g., research), capacity building institutions, payments systems and market infra.

### Number of projects by theme (2015-2021)



Source: CGAP Cross-Border Funder Survey 2015-2021, n=31 funders

Notes: Data reflects project commitments converted to USD using end-of-year exchange rates. New for 2021, funding purpose has been derived by cross-referencing a project's funding instrument(s) and primary recipient type. More than one theme may be associated with the same project. **MSEs** = Micro and small enterprises.; **Rural Agri** = Rural and agricultural finance. For full definitions of themes and further information on the funding purpose typology, please refer to the Funder Survey methodology at [https://www.cgap.org/sites/default/files/2023-03/CGAP\\_Funder\\_Survey\\_2021\\_Methodology.pdf](https://www.cgap.org/sites/default/files/2023-03/CGAP_Funder_Survey_2021_Methodology.pdf).

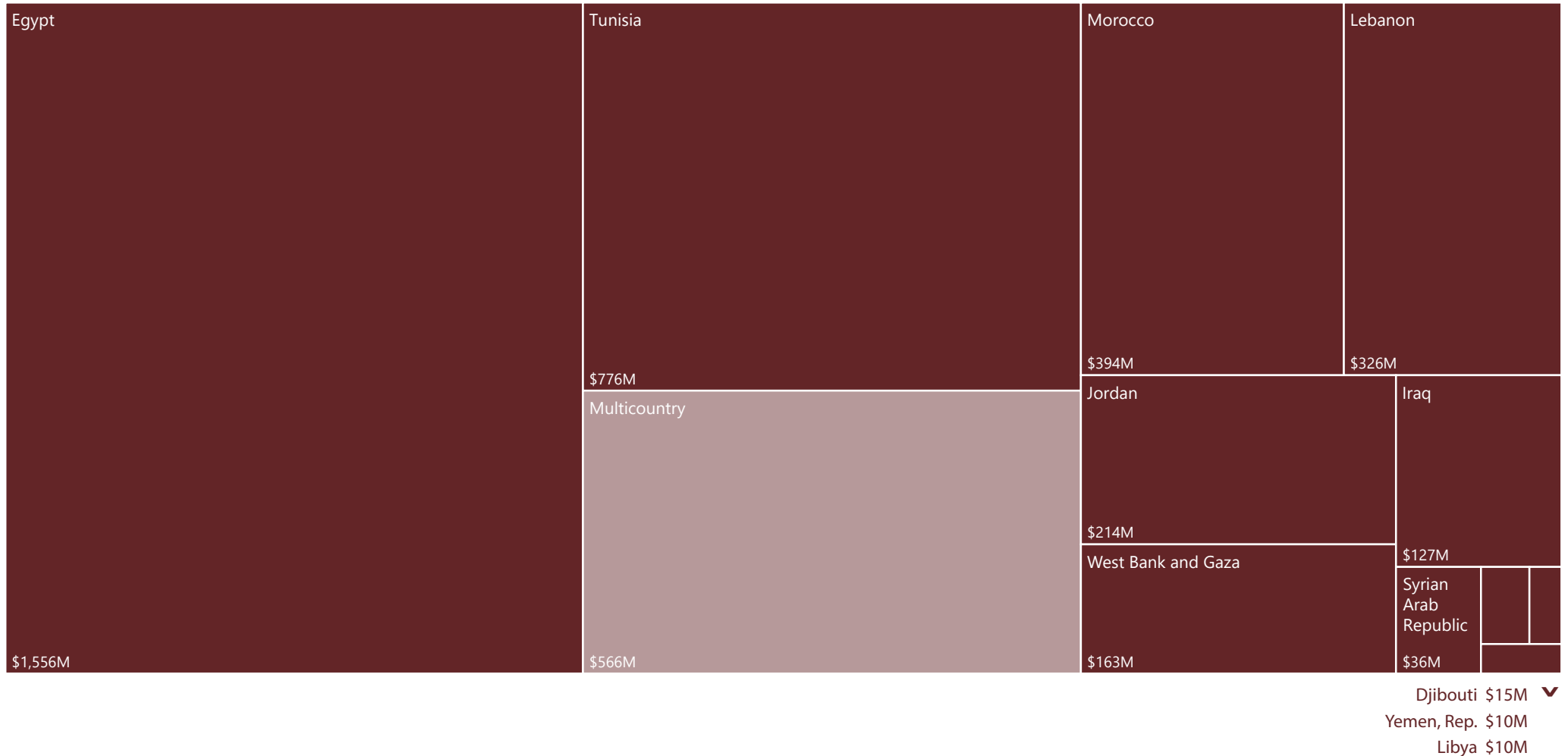
# Where do international financial inclusion funders fund in MENA?

2021 CGAP Cross-Border Funder Survey

## REGIONAL SNAPSHOT MIDDLE EAST AND NORTH AFRICA

### Funding composition by country (2021)

Total regional commitments: **4.2bn**  
10% of total reported financial inclusion commitments in 2021



**Source:** CGAP Cross-Border Funder Survey 2015-2021, n=31 funders

**Notes:** Data reflects project commitments converted to USD using end-of-year exchange rates. Regions are classified according to the World Bank's analytical grouping.